

|    |    |    |    |    |    |    |    |    |    |    |    |    |
|----|----|----|----|----|----|----|----|----|----|----|----|----|
| A  | B  | C  | D  | E  | F  | G  | H  | I  | J  | K  | L  | M  |
| 57 | 51 | 37 | 49 | 29 | 27 | 43 | 31 | 33 | 47 | 55 | 25 | 63 |











## TABLE OF CONTENTS

**ALPHABET** .....4

**CRAYON SKILLS** Beginning skills include holding, placing, and moving the crayon.

|           |                         |             |                      |
|-----------|-------------------------|-------------|----------------------|
| Night Sky | Aim and Scribble .....5 | Ant/Bug/Bee | Aim and Color .....8 |
| Twinkle   | Aim and Scribble .....6 | Ant/Bug/Bee | Aim and Trace .....9 |
| Fireworks | Aim and Scribble .....7 |             |                      |

**PICTURES, COLORS, and SHAPES** Easy to color pictures and interesting shapes give practice with crayon skills.

|       |   |   |       |               |
|-------|---|---|-------|---------------|
| ○ ○ □ |  |  | ○ ☾ ○ | ..... 10 - 11 |
| ○ □ ☾ |  |  | ○ ⊙ △ | ..... 12 - 13 |
| □ ⊙ ◇ |  |  | ○ △ □ | ..... 14 - 15 |
| ○ ○ □ |  |  | □ ○ △ | ..... 16 - 17 |
| ○ □ △ |  |  | ○ □ □ | ..... 18 - 19 |



Mat Man™ ..... 20 - 21

**VERTICAL and HORIZONTAL** Coloring and pre-stroke pages prepare children for the shapes and letters that use vertical and horizontal lines.

|                                    |                       |
|------------------------------------|-----------------------|
| Coloring and Strokes ..... 22 - 23 | E ..... 28 - 29       |
| Cross ..... 24                     | Rectangle ..... 30    |
| L ..... 25                         | H, T, I ..... 31 - 33 |
| Square ..... 26                    | Coloring ..... 34     |
| F ..... 27                         | U ..... 35            |

**MAGIC C** The Magic C Bunny teaches children to start C at the top. Pre-stroke pages prepare children for circles and letters.

|                 |                        |
|-----------------|------------------------|
| C ..... 36 - 37 | G ..... 42 - 43        |
| O ..... 38 - 39 | S ..... 44 - 45        |
| Circle ..... 40 |                        |
| Q ..... 41      | Letter J ..... 46 - 47 |




|    |    |    |    |    |    |    |    |    |    |    |    |    |
|----|----|----|----|----|----|----|----|----|----|----|----|----|
| N  | O  | P  | Q  | R  | S  | T  | U  | V  | W  | X  | Y  | Z  |
| 65 | 39 | 50 | 41 | 53 | 45 | 32 | 35 | 61 | 68 | 69 | 70 | 71 |

**BIG and LITTLE CURVES** Children learn the letters that are made with a big line and then add big or little curves to the right side.

|        |         |        |    |
|--------|---------|--------|----|
| D..... | 48 - 49 | B..... | 51 |
| P..... | 50      |        |    |

**DIAGONALS** Diagonal lines are the most advanced. Pre-stroke pages give a lot of practice before the diagonal letters and shapes.

|               |         |                             |         |
|---------------|---------|-----------------------------|---------|
| R.....        | 52 - 53 | N.....                      | 64 - 65 |
| K.....        | 54 - 55 | Shape Review.....           | 66      |
| A.....        | 56 - 57 | <i>MAT MAN SHAPES</i> ..... | 67      |
| Triangle..... | 58      | W.....                      | 68      |
| Diamond.....  | 59      | X.....                      | 69      |
| V.....        | 60 - 61 | Y.....                      | 70      |
| M.....        | 62 - 63 | Z.....                      | 71      |




**ALPHABET ACTIVITIES**

|                                    |         |
|------------------------------------|---------|
| Alphabet Review.....               | 72 - 73 |
| Capital and Lowercase Letters..... | 74 - 75 |
| Lowercase Matching.....            | 76 - 77 |



**NUMBERS** Numbers are easy when children learn with finger-plays and animals. Count the animals and count the legs too!

|                        |    |                         |    |
|------------------------|----|-------------------------|----|
| Five Fingers Play..... | 78 | Six Ladybugs.....       | 85 |
| One Caterpillar.....   | 79 | Seven Turtles.....      | 86 |
| 2 Legs.....            | 80 | Eight Spiders.....      | 87 |
| Two Chicks.....        | 81 | 2 - 4 - 6 - 8 Legs..... | 88 |
| Three Fish.....        | 82 | Nine Snails.....        | 89 |
| Four Animals.....      | 83 | Ten Worms.....          | 90 |
| Five Starfish.....     | 84 | Number Review.....      | 91 |




**EXTRAS**

|                             |         |                              |            |
|-----------------------------|---------|------------------------------|------------|
| Check Readiness Skills..... | 92 - 93 | Letter and Number Chart..... | back cover |
| Capital Strips.....         | 94      |                              |            |




PUMPKIN




TRAFFIC CONE




CARROT



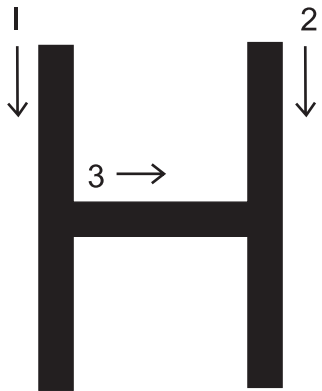
CIRCLE






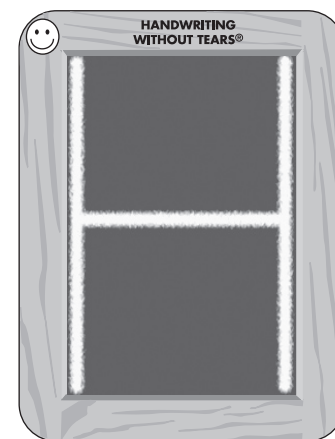


TRIANGLE



RECTANGLE



HOUSE



## Lowercase Matching

A a - g a

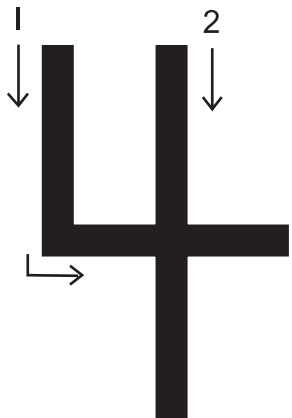
R r - r i

I i - o i

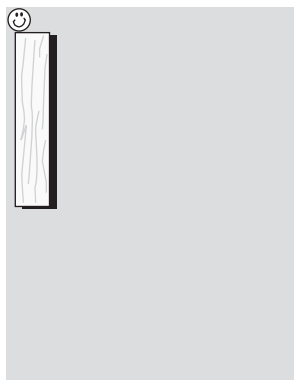
E e - a e

D d - d a

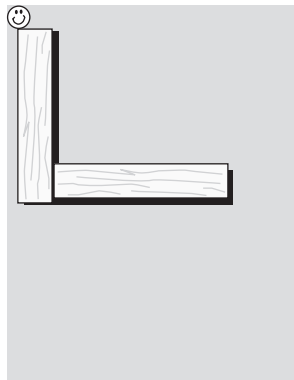
N n - n r




LITTLE LINE



+ LITTLE LINE



+ BIG LINE



## FOUR ANIMALS

